


Registering on Caremark.com

March 2018



 **CVS**Health®



How to Register on Caremark.com

- There are three ways that you can register on Caremark.com
 1. Using a current prescription number
 2. Using a member ID
 3. Or, even without a member ID
- We will show you how to use each option and also how to sign up to receive text alerts about your prescriptions
- Go to the appropriate section for a step-by-step guide through the process

The screenshot shows the CVS/caremark registration page. At the top left is the CVS/caremark logo, and at the top right is a red 'Sign In' button. The main heading is 'Register for an account'. Below this is a privacy notice: 'Your privacy is important to us. Our employees are trained regarding the appropriate way to handle your private health information.' with a 'Read more' link. A 'Registration help' link with a headset icon is on the right. Under 'My registration choices', there are two radio button options: 'Prescription number (Mail Rx #)' and 'Member ID'. A red 'Continue' button is below these options. At the bottom, there is a link: 'Don't have either of these? Proceed to enter all your info. >'. Three red circles with numbers 1, 2, and 3 are on the left, with arrows pointing to the 'Prescription number' radio button, the 'Member ID' radio button, and the 'Don't have either of these?' link respectively.


Registration with a Prescription Number





Registering with Your Prescription Number

If you wish to register using a prescription number that selection is already preselected as the default 'go to' option on the initial registration screen. Simply click 'continue' to move to the next screen.

Sign In

Register for an account

Your privacy is important to us. Our employees are trained regarding the appropriate way to handle your private health information.

▼ Read more

My registration choices


Prescription number (Mail Rx #)

Member ID

[Continue](#)

Don't have either of these?

[Proceed to enter all your info. >](#)



[Registration help](#)



Registering with Your Prescription Number

CVS/caremark Sign In

1 — **2**

Registration - Step 1 of 2: Enter information

All fields are required, except for those marked optional.

Choose an option

Prescription number (Mail Rx #) ▾

Prescription number

Prescription number

9-digit mail order Rx number

▶ **How to locate Rx number**

Date of birth

MM/DD/YYYY

MM/DD/YYYY

Continue

Registration help

- Enter in a prescription number from a prescription fulfilled by CVS Caremark
- If you need help finding the number, click the arrow by 'How to locate the Rx Number'
- Enter your date of birth
- Click continue

(Please note that you can always click the caret in the 'Choose an Option' box, if you would prefer to register with different information)

How to locate Rx number

caremark.com

TEL 888-000-0000

RX 123456789

QTY: 180

REFILLS: No Refills Remain

The 9-digit number must be from a prescription filled by CVS/caremark. You can find it on the medicine bottle, tube, jar, other packaging or invoice. Enter only the numbers.



Registering with your Prescription Number

Having Issues?

- A message will display that will provide advice.
- You can also click on the 'Registration Help' button for additional information or to connect to Customer Care.

The screenshot shows a registration interface. At the top, there are two steps: '1' in a red circle and '2' in a grey circle. Below this is the text 'Registration - Step 1 of 2: Enter information' and a note 'All fields are required, except for those marked optional.' A red error message box contains a warning icon, the text 'We're sorry.', and the message 'We could not verify you based on the information you entered. Try again with other options.' To the right of the error box is a 'Registration help' button with a headset icon. At the bottom left of the interface is the text 'Choose an option'.



Registering with your Prescription Number

CVS/caremark™

1 — **2**

Registration Step 2: Setup Profile

For: Car Feb ✓ (verified)

Email Address

▶ What we do with your email address

Password

SHOW

Must contain 8 characters, at least 1 uppercase letter, at least 1 lowercase letter and no special characters

Confirm Password

SHOW

Must contain 8 characters, at least 1 uppercase letter, at least 1 lowercase letter and no special characters

Security Question 1

What is your mother's maiden name - Q2? ▼

Security answer

Must contain at least 3 characters, and not match your username or password

To complete your registration process simply enter your email address, create a password, and set a couple of security questions to help ensure that you can get back in should you ever forget your information.

Security Question 2

What is the name of your college - Q3? ▼

Security answer

Must contain at least 3 characters, and not match your username or password

Yes, I want to receive text notifications

I want to opt in to paperless options.

▶ What is paper-less options?

I agree to the **Terms & Conditions**

Register

You can also select to receive text notifications instead of email, and choose paperless options

(More details on next screen.)

How to Receive Text Alerts

- At the end of the registration process, you can choose to receive notifications about your medications by text
- You can also choose to go paperless

HOW TO CHOOSE TEXT ALERT

Yes, I want to receive text notifications

Mobile Phone

555-555-5555

By checking this box, I agree to receive text messages from or on behalf of CVS Caremark about my prescriptions, health and plan information, and marketing opportunities at this phone number. Consent is not a condition of purchase and may be revoked at any time. Your carrier's message and data rates apply. View full **SMS Terms and Conditions**.

HOW TO CHOOSE PAPERLESS

I want to opt in to paperless options.

▼ What is paperless options?

Paperless options include Medication Guides and may include Explanations of Benefit (EOB) statements.

Here are a few benefits:

View, print and download at any time
Store them securely online.
Cut down on clutter.

A Medication Guide provides FDA-approved information about safe and effective use of a drug to help you avoid serious side effects.


An Explanation of Benefits (EOB) is a record of your prescription claims that have been processed for the month.

(Note: You may go back to receiving paper statements at any time by updating your preferences.)



Registering with your Prescription Number

And you are now registered!

Sign In

Congratulations

You have successfully registered your account.

You will be automatically logged into your prescriptions dashboard after a few moments. Thank you for your patience.

Copyright © 2017 CVS/caremark. All rights reserved | [Terms and Conditions](#) | [Privacy Policy](#) | [Accessibility](#) | [Member Rights & Responsibilities](#)

Registering with your Member ID





Registering with Your Member ID

If you wish to register using your member ID simply select that radio button on the initial registration screen, and click 'continue' to move to the next screen.

Help | Español

CVS/caremark

Sign In

Register for an account

Your privacy is important to us. Our employees are trained regarding the appropriate way to handle your private health information.

▼ **Read more**

My registration choices

Prescription number (Mail Rx #)

Member ID

Continue

Don't have either of these?

Proceed to enter all your info. >

Registration help



Registering with your Member ID

- Enter your member ID, name, and date of birth
- Click 'Continue'

If you need assistance locating your member ID, click the arrow beside 'How to locate member ID' and an instructional box will open

How to locate member ID

How do I enter my benefit or "member" ID number?

XXXXXXXXXXXX

Include all numbers and letters listed after "ID"

If your ID number is not accepted, **try to enter it without the first three letters**

If your ID number is not accepted, and it ends with 00, 01, 02, 03, etc., **please try entering your ID number without the last two digits**



Registering with Your Member ID


Having Issues?


- A message will display that will provide advice.
- You can also click on the 'Registration Help' button for additional information or to connect to Customer Care.

1 — **2**

Registration - Step 1 of 2: Enter information

All fields are required, except for those marked optional.

 **We're sorry.**
We could not verify you based on the information you entered. Try again with other options.

 [Registration help](#)

Choose an option



Registering with Your Member ID

CVS/caremark

1 — 2

Registration Step 2: Setup Profile

For: Car Feb ✓ (verified)

Email Address

What we do with your email address

Password

SHOW

Must contain 8 characters, at least 1 uppercase letter, at least 1 lowercase letter and no special characters

Confirm Password

SHOW

Must contain 8 characters, at least 1 uppercase letter, at least 1 lowercase letter and no special characters

Security Question 1

What is your mother's maiden name - Q2?

Security answer

Security answer

Must contain at least 3 characters, and not match your username or password

To complete your registration process you simply enter your email address, create a password, and set a couple of security questions to help ensure that you can get back in should you ever forget your information.

Security Question 2

What is the name of your college - Q3?

Security answer

Security answer

Must contain at least 3 characters, and not match your username or password

Yes, I want to receive text notifications

I want to opt in to paperless options.

What is paper-less options?

I agree to the **Terms & Conditions**

Register

You can also select to receive text notifications instead of email, and choose paperless options

(More details on next screen.)

How to Receive Text Alerts

- At the end of the registration process, you can choose to receive notifications about your medications by text
- You can also choose to go paperless

HOW TO CHOOSE TEXT ALERT

Yes, I want to receive text notifications

Mobile Phone

555-555-5555

By checking this box, I agree to receive text messages from or on behalf of CVS Caremark about my prescriptions, health and plan information, and marketing opportunities at this phone number. Consent is not a condition of purchase and may be revoked at any time. Your carrier's message and data rates apply. View full **SMS Terms and Conditions**.

HOW TO CHOOSE PAPERLESS

I want to opt in to paperless options.

▼ What is paperless options?

Paperless options include Medication Guides and may include Explanations of Benefit (EOB) statements.

Here are a few benefits:

View, print and download at any time
Store them securely online.
Cut down on clutter.

A Medication Guide provides FDA-approved information about safe and effective use of a drug to help you avoid serious side effects.


An Explanation of Benefits (EOB) is a record of your prescription claims that have been processed for the month.

(Note: You may go back to receiving paper statements at any time by updating your preferences.)



Registering With or Without Your Member ID

And you are now registered!

Sign In

Congratulations

You have successfully registered your account.

You will be automatically logged into your prescriptions dashboard after a few moments. Thank you for your patience.

Copyright © 2017 CVS/caremark. All rights reserved | [Terms and Conditions](#) | [Privacy Policy](#) | [Accessibility](#) | [Member Rights & Responsibilities](#)

Registration Without Your Member ID





How to Register on Caremark.com

- If you wish to register with no member ID, choose 'Don't have either of these'
- Click 'Continue'

CVS/caremark™ **Sign In**

Register for an account

Your privacy is important to us. Our employees are trained regarding the appropriate way to handle your private health information.

▼ [Read more](#)

My registration choice

Prescription number (Mail Rx #)

Member ID

Continue

[Don't have either of these?](#)


Proceed to enter all your info. >

[Registration help](#)



Registering Without Your Member ID

Complete the Form



1 — 2 — 3

Registration - Step 1 of 3: Enter information
All fields are required, except for those marked optional.

Choose an option

Have no ID

First name **Last name**

Enter your full first name, not a nickname. Enter your full last name.

Date of birth

MM/DD/YYYY

Street address

(Avoid using &, <, or >.)

Street address 2 (optional)

(Avoid using &, <, or >.)

ZIP code

Gender:

Female

Male



Registering Without Your Member ID

CVS/caremark™

1 — 2 — 3

Registration - Step 2: Validate
We take your privacy seriously, so we ask a third party to help us confirm your identity before you register. Please answer the following questions.
You may try again [with ID](#)

In what STATE was your SOCIAL SECURITY NUMBER issued?

NH
 TN
 TX
 RI
 NONE OF THE ABOVE

Which of the following PROPERTIES have you PREVIOUSLY or CURRENTLY owned?

3134 GLENN RD
 3191 HENSLowe WALK
 1951 KINGSTON LN W
 9046 FOXCROFT CENTER CTR
 NONE OF THE ABOVE

Which of the following is/was your PHONE NUMBER?

631-9895
 290-1189
 577-8233
 331-5721
 NONE OF THE ABOVE

Continue

- You will now be asked three questions, designed by a 3rd party privacy company. These questions require answers that likely only you will know and will confirm your identity. Sample questions include:
 - In what state was your Social Security number issued?
 - Which of the following was a previous phone number?
- Correctly answering these questions, together with the personal information that you entered, confirms your identity



Registering Without Your Member ID

To complete your registration process simply enter your email address, create a password, and set a couple of security questions to help ensure that you can get back in should you ever forget your information.

CVS/caremark™

1 — 2 — 3
Registration Step 2: Setup Profile

For: Car Feb ✓ (verified)

Email Address

▶ What we do with your email address

Password

SHOW

Must contain 8 characters, at least 1 uppercase letter, at least 1 lowercase letter and no special characters

Confirm Password

SHOW

Must contain 8 characters, at least 1 uppercase letter, at least 1 lowercase letter and no special characters

Security Question 1

Security answer

Must contain at least 3 characters, and not match your username or password

Security Question 2

Security answer

Must contain at least 3 characters, and not match your username or password

Yes, I want to receive text notifications

I want to opt in to paperless options.

▶ **What is paper-less options?**

I agree to the **Terms & Conditions**

Register

You can also select to receive text notifications instead of email, and choose paperless options

(More details on next screen.)



Registering Without Your Member ID

Having Issues?

- A message will display that will provide advice
- You can also click on the 'Registration Help' button for additional information or to connect to Customer Care

The screenshot shows the CVS/caremark registration page. At the top right, there are links for 'Help' and 'Español'. The CVS/caremark logo is on the top left, and a red 'Sign In' button is on the top right. The main heading is 'Register for an account'. Below it, a privacy notice states: 'Your privacy is important to us. Our employees are trained regarding the appropriate way to handle your private health information.' There is a 'Read more' link with a downward arrow. A red error message box contains a warning icon and the text: 'We're sorry. We couldn't process the request. Please select the following options to proceed.' Below the error message, under the heading 'My registration choices', there are two radio button options: 'Prescription number (Mail Rx #)' and 'Member ID'. At the bottom of the registration section is a red 'Continue' button. To the right of the registration section, there is a 'Registration help' link with a headset icon.

How to Receive Text Alerts

- At the end of the registration process, you can choose to receive notifications about your medications by text
- You can also choose to go paperless

HOW TO CHOOSE TEXT ALERT

Yes, I want to receive text notifications

Mobile Phone

555-555-5555

By checking this box, I agree to receive text messages from or on behalf of CVS Caremark about my prescriptions, health and plan information, and marketing opportunities at this phone number. Consent is not a condition of purchase and may be revoked at any time. Your carrier's message and data rates apply. View full **SMS Terms and Conditions**.

HOW TO CHOOSE PAPERLESS

I want to opt in to paperless options.

▼ What is paperless options?

Paperless options include Medication Guides and may include Explanations of Benefit (EOB) statements.

Here are a few benefits:

View, print and download at any time
Store them securely online.
Cut down on clutter.

A Medication Guide provides FDA-approved information about safe and effective use of a drug to help you avoid serious side effects.

An Explanation of Benefits (EOB) is a record of your prescription claims that have been processed for the month.

(Note: You may go back to receiving paper statements at any time by updating your preferences.)



Registering Without Your Member ID

And you are now registered!

CVS/caremark™

Sign In

Congratulations C

You have successfully registered your account.

You will be automatically logged into your prescriptions dashboard after a few moments. Thank you for your patience.

Copyright © 2017 CVS/caremark. All rights reserved | [Terms and Conditions](#) | [Privacy Policy](#) | [Accessibility](#) | [Member Rights & Responsibilities](#)